Londonderry
Family of Products

Niland Company
OUTDOOR LIGHTING SPECIALISTS SINCE 1972

320 Clark Dr. | El Paso, TX 79951
Phone: (915) 779-1405
Toll Free: (800)648-9013
Fax: (915)779-3618
Toll Free: (888)779-3065
email: info@nilandco.com
www.nilandco.com

Londonderry Family

Niland Company poles are designed with maximum strength resistance to extreme wind loads but also functions with a wholesome selection of arms and luminaires. No matter the height, eight or twenty-eight feet, each pole is manufactured to the highest structural integrity.

Features:

~ 5” deep fluted steel or aluminum shaft circumferentially welded around the inside of the base for ***uncompromised structural integrity*.**

~ Exterior transition ring to cast into the top of the base welded and ground smooth to mirror the design of shaft for ***unitized construction*.**

~ ***Heavy cast anchorage plate***. Four(4) L-shape anchor bolts to be used for anchoring. Optional direct burial.

~ ***Historically accurate designs*** with heavy cast iron or aluminum at a minimum wall thickness of .250”.

roadway poles

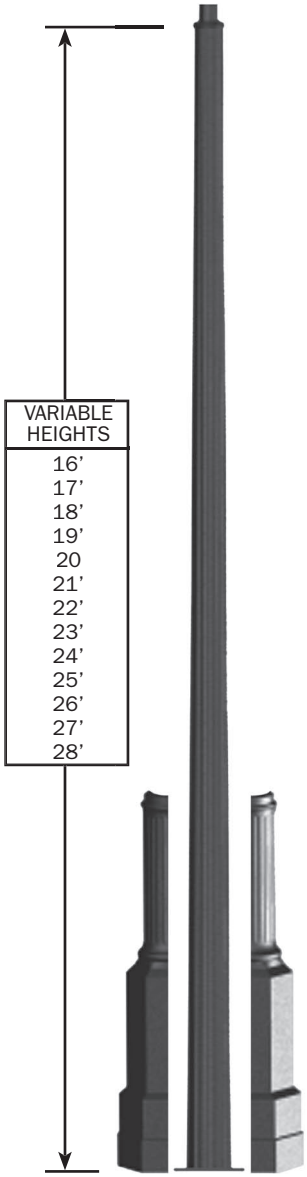



MODEL#:	LD-13.5	LD-13.5
BASE HEIGHT:	58 INCHES	58 INCHES
BASE DIA:	13.5 INCHES - CLAMSHELL	13.5 INCHES - CLAMSHELL
SHAFT DIA:	7.5 - 4.5 INCHES TAPERED FLUTED	7.5 - 4.5 INCHES TAPERED SMOOTH
MATERIAL:	STEEL/CAST IRON	STEEL/CAST IRON

Pole Heights Variable <u>Up to 28</u> Feet For Roadway Usage.

Shaft Options

FLUTED SMOOTH TAPERED

All roadway shafts are tapered steel with 7.5 inch diameter from bottom to 4.5 inch diameter at top and clamshell base.

uncompromised

All bases are Cast Iron with minimum wall thickness of .1875 inch. Base casting has an internal sleeve of up to 25 inches deep. Shaft will be seated into the base sleeve and circumferentially welded around the inside of the base for uncompromised structural intergity. All exterior welds ground smooth.

pedestrian poles

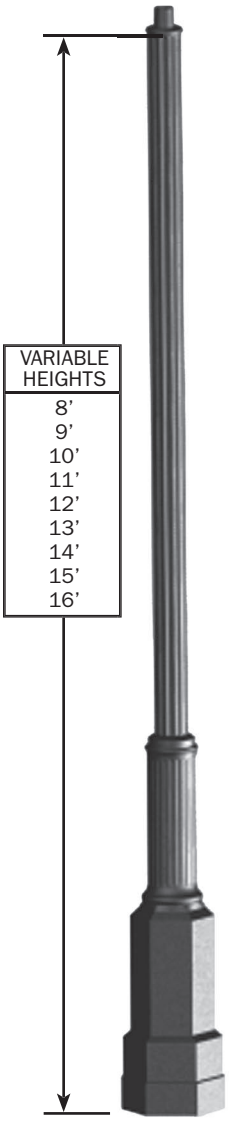

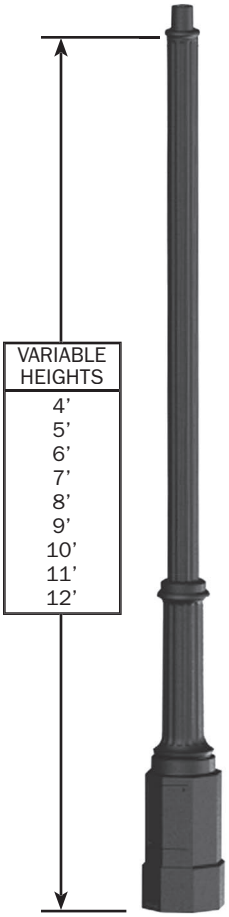

MODEL#:	LDC-13.5	GLD-12	CL-12
BASE HEIGHT:	58 INCHES	52 INCHES	42 INCHES
BASE DIA:	13.5 INCHES	12 INCHES	10 INCHES
SHAFT DIA:	5 INCHES	5 INCHES	4 INCHES
MATERIAL:	CAST ALUMINUM	CAST ALUMINUM	CAST ALUMINUM

Pole Heights Variable <u>Up to 16</u> Feet For Pedestrian Usage.

Shaft Options

FLUTED SMOOTH TAPERED

All pedestrian shafts are 4 inch or 5 inch diameters. Tapered shafts are 6 inch diameter from bottom to 3 inch diameter at top.

uncompromised

All bases are Cast Aluminum with minimum wall thickness of .250 inch. Base casting has an internal sleeve of up to 25 inches deep. Shaft will be seated into the base sleeve and circumferentially welded around the inside of the base for uncompromised structural integrity. All exterior welds ground smooth.

NILAND COMPANY 320 N. Clark Dr. El Paso, TX 79905 ph:(800)648-9013 toll free fx:(888)779-3065 toll free

roadway arms

Manchester - Single
MC HEIGHT: 49” LENGTH: 65”

Manchester - Double
MC-2 HEIGHT: 49” LENGTH: 123”



Small Cripple Creek - Scroll - Single
SM-CCR-SC HEIGHT: 23” LENGTH: 38.25”

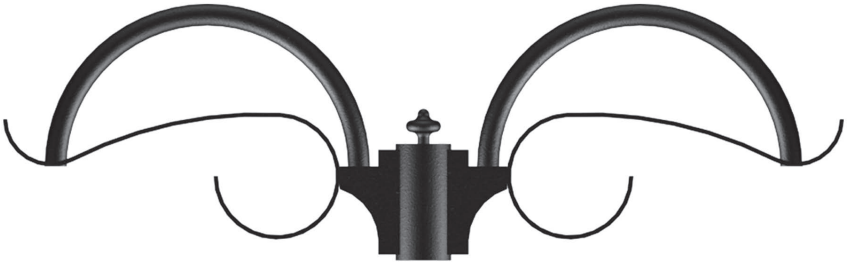

Small Cripple Creek - Scroll - Double
SM-CCR-SC-2 HEIGHT: 23” LENGTH: 72.25”



Mission - Single
MI-1 HEIGHT: 24” LENGTH: 51.5”

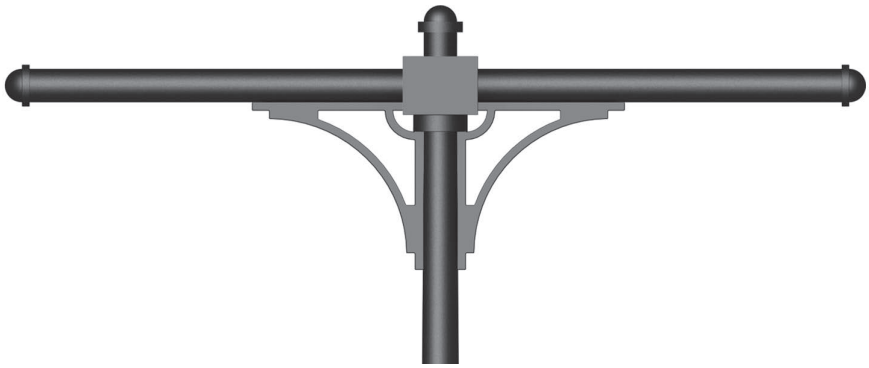

Mission - Double
MI-2 HEIGHT: 24” LENGTH: 84”

configurations:

PM 1 2 2L 3C 3 4 4C WM

pedestrian arms

Cripple Creek - Single
CCR HEIGHT: 24” LENGTH: 24”

Cripple Creek with Scroll - Double
CCR-SC-2 HEIGHT: 54” LENGTH: 65”



Denver - Double
DV-2 HEIGHT: 15” LENGTH: 43”



Security - Double
SEC-2 HEIGHT: 11.5” LENGTH: 30.5”



Mission - Single
MI HEIGHT: 12” LENGTH: 45”

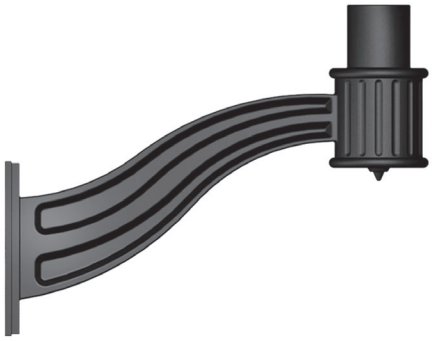

Lexington Single
LX HEIGHT: 12” LENGTH: 20.125”

configurations:

PM 1 2 2L 3C 3 4 4C WM

NILAND COMPANY 320 N. Clark Dr. El Paso, TX 79905 ph:(800)648-9013 toll free fx:(888)779-3065 toll free

roadway luminaires

MODEL#:	SZ-FLAT	BC-17-FLAT	BC-20-FLAT	RS-BC-26-FLAT	BA-PEN-HYD-HOR
WIDEST DIA:	20 INCHES	17 INCHES	20 INCHES	25.875 INCHES	19.125 INCHES
HEIGHT:	16.25 INCHES	19.375 INCHES	22 INCHES	19.75 INCHES	37.5 INCHES

pedestrian luminaires

MODEL#:	BA-CON-HYD-HOR	MS-LEX-424-CON-E	CR-LEX-424-CON-S	JT-HYD-HOR	AP-HYD-HOR
WIDEST DIA:	19.125 INCHES	19 INCHES	19 INCHES	23 INCHES	24 INCHES
HEIGHT:	33.5 INCHES	42.125 INCHES	40 INCHES	41.25 INCHES	36 INCHES

Lamp Access
Quick disconnect terminals between the lamp and ballast allow for safe removal of the lamp. Tool-free quarter-turn of the Twist 'N' Seal base makes for easy relamping with a sealed optics chamber.

Remote Ballast
Ballast is easily accessed by removing the bird plate and the unitized ballast tray. Quick disconnect terminals are again used to ensure safe ballast maintenance.

ballast/lamp

Model	Description
70HPS	70 watt high pressure sodium; use a medium base, clear ED-17 lamp.
100HPS	100 watt high pressure sodium; use a medium base, clear ED-17 lamp.
150HPS	150 watt high pressure sodium; use a medium base, clear ED-17 lamp.
50MH	50 watt metal halide; use a medium base, clear ED-17 lamp.
70MH	70 watt metal halide; use medium base, clear ED-17 lamp.
70MHT6	70 watt metal halide; use a G12 base, T-6 ceramic MH lamp.
100MH	100 watt metal halide; use medium base, clear ED-17 lamp.
150MH	150 watt metal halide; use medium base, clear ED-17 lamp.
150MHT6	150 watt metal halide; use G12 base, T-6 ceramic MH lamp.
175MH	175 watt metal halide; use medium base, clear ED-17 lamp.
CF	Compact Flourescent, electronic ballast; Use 4-pin 26,32 or 42 watt lamp.

voltage

120 / 208 / 240 / 277 / 347* / 480*

*Not available for QL lamp.

Multitap ballast also available.

**Please specify wattage and voltage upon ordering.

Lamps (bulbs) not included in packages.

QL Induction Lamp

50,000 HOURS AVERAGE LIFE

55, 85 and 165 Watt Systems Offering Electrodeless Technology with a 50,000 Hours Rated Average Life!

Features:

- Ultra Long Life
- Crisp White Light
- No Color Shift
- High Reliability
- Operates in Hot & Cold Environments
- Low EMI
- High Lumen Output

With QL Induction Lighting, **the grass IS greener!**

High Power LED Units

OVER 100,000 HOURS AVERAGE LIFE

Retrofits for Existing Fixtures or As A Complete Unit

Features:

- Increased Visual Acuity
- Minimal Energy Consumption
- Dark Sky Friendly
- Decreased Maintenance
- Instant "On"
- Wireless Access and Dimming Capabilities
- 40ft Maximum Mounting Height
- Lighting Detection System

Without the use of harmful mercury that traditional HID lamps use, the grass is not only greener, **it's growing!**

light distribution options

Horizontal Hydro-Formed Reflector (HYD-HOR)
Type III hydro-formed reflector shield. Full cut-off optics with Twist 'N' Seal mogul base. Dark Sky compliant with fully sealed reflector housing.

Louver Reflector (LOUVER)
Spun aluminum with mirror finish. Assists in reflecting light downward.

Borosilicate Refractor (BOR)
Glass with high resistance to intense amounts of heat for long periods of time. Type III or V light distribution.

photometric data - BA-CON-HYD-HOR 150HPS

The values below are initial footcandles. Decrease values to justify light losses due to voltage, temperature and atmospheric variations which may affect light output. All testing performed by a certified independent laboratory. Photometry is available in IES formatted files on CD-ROM and website at www.nilandco.com or call your local representative.

FLUX DISTRIBUTION

	Lumens	Percent Of Lamp
Downward Street Side	5729.6	35.8
Downward House Side	4806.0	30.0
Downward Total	10535.6	65.8
Upward Street Side	7.7	0.0
Upward House Side	10.5	0.1
Upward Total	18.2	0.1
Total Flux	10553.8	66.0

COEFFICIENTS OF UTILIZATION

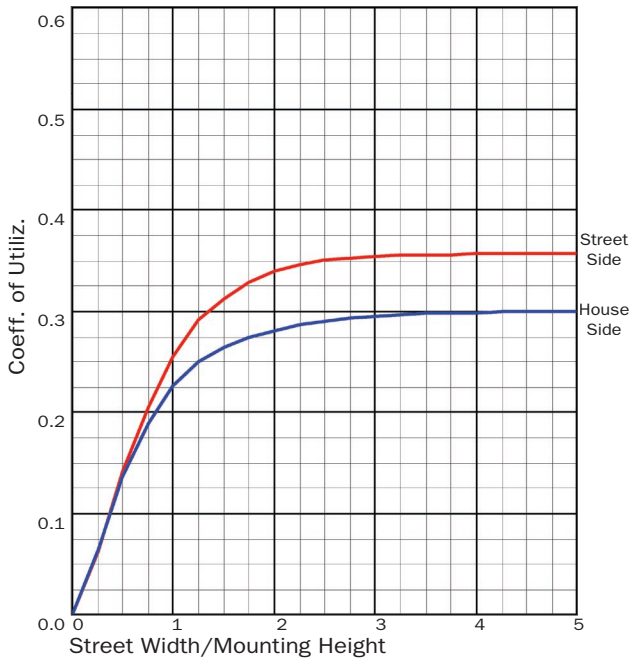

POLAR GRAPH

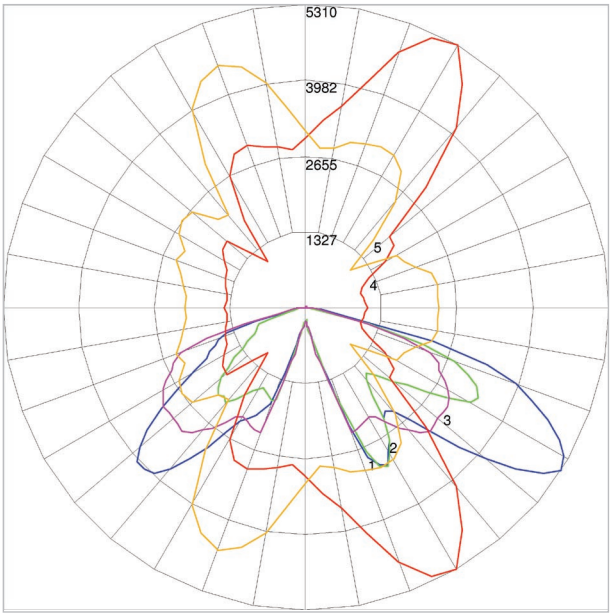

Maximum Candela = 5309.91
Located at Horizontal Angle = 60, Vertical Angle = 57.5
#1 - Vertical Plane Through Horizontal Angles (60-240) (Through Max. Cd.)
#2 - Vertical Plane Through Horizontal Angles (45-225)
#3 - Vertical Plane Through Horizontal Angles (90-270)
#4 - Horizontal Cone Through Vertical Angle (57.5) (Through Max. Cd.)
#5 - Horizontal Cone Through Vertical Angle (45)

ISO FOOTCANDLE LINES OF HORIZONTAL ILLUMINANCE

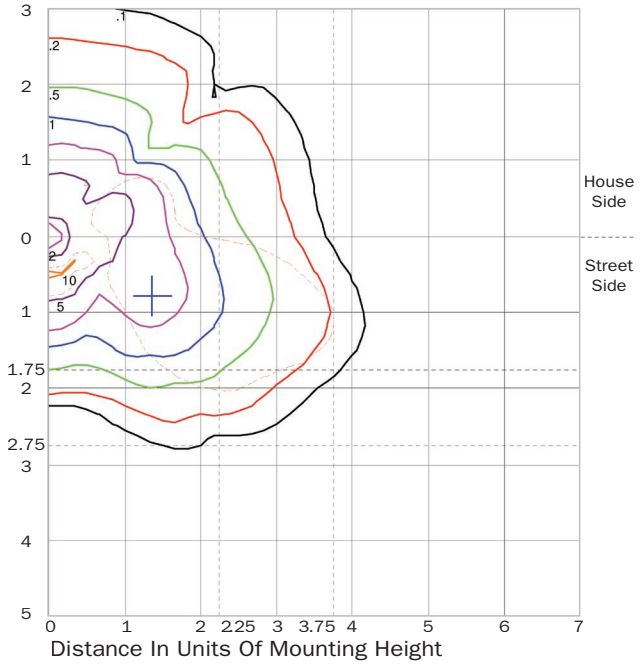

Values Based On 15 Foot Mounting Height

1/2 Maximum Candela Trace Shown As Dashed Curve

(+) = Maximum Candela Point

Photometric data containing additional wattages and luminaires are available online at http://www.nilandco.com.

finish options

Textured
Forest Green (TG)


Textured
Playground Green (TP)

Textured
El Paso Green (TE)

Gloss
Green (GG)

Gloss
Black Green (BG)

Textured
Black (TB)

Mineral
Bronze (MR)

Hand Brushed
Verdi Gris (VG)

Gloss
Black (GB)

Gloss
Walnut (GW)

All finishes above are standard and offered at no extra charge.
Custom colors: please provide RAL number or sample chip.

accessories

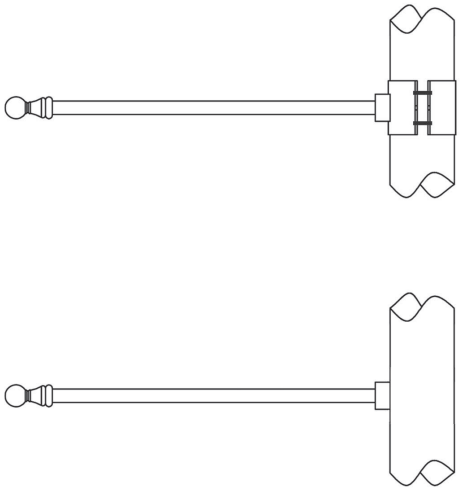

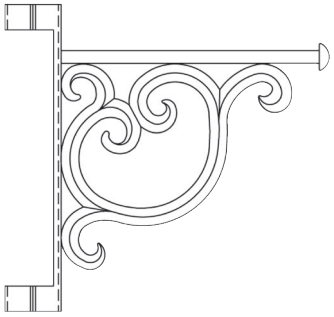

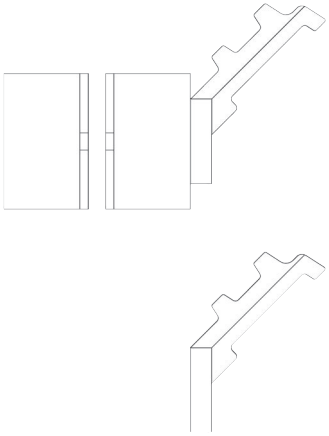

Banner Arms (BAN)
All banner arms fabricated with 24-inch rounded aluminum shaft at 1-inch diameter. Clamped around diameter of 4 or 5 inch pole. Double banner arms also available.

Planter Arms (PA)
All planter arms fabricated with aluminum at 28 inch height and 24 inch length. Clamped around diameter of 4 inch or 5 inch pole. Double planter arms also available.

Flag Pole Holder (FLAG)
Holders are available as clamp or bolt mount for 4 inch or 5 inch poles. Overall height is 4 inches and reach is 3 inches.

NILAND COMPANY 320 N. Clark Dr. El Paso, TX 79905 ph:(800)648-9013 toll free fx:(888)779-3065 toll free

sign backers

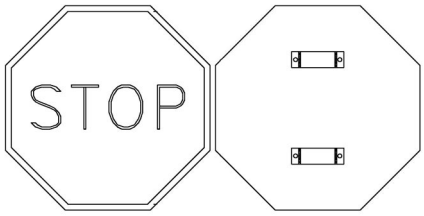

POLE MOUNT: FRONT BACK

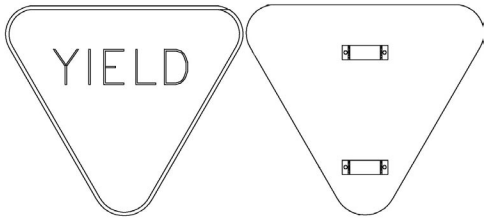

POLE MOUNT: FRONT BACK



TOP MOUNT: FRONT

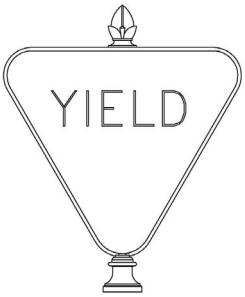

TOP MOUNT: FRONT

Stop Sign Backer (STOP)

Stop Signs available in 24 inch or 30 inch diameter. Fabricated in 356 cast aluminum with a thickness of .1875 inch and .375 inch offset lip. Can be clamped around 4 inch or 5 inch diameter pole. Bolt and top mount also available. Please specify mounting height upon ordering.

Yield Sign Backer (YIELD)

Yield Signs available in 28 inch or 30 inch height. Fabricated in 356 cast aluminum with a thickness of .1875 inch and .375 inch offset lip. Can be clamped around 4 inch or 5 inch diameter pole. Bolt and top mount also available. Please specify mounting height upon ordering.



PAD-24-SQ-SC



PAD-24-SQ

24 Inch Square Paddle Sign Backer (PAD-24-SQ)

Square Street Sign Paddles available in 24 inch length by 4.5 inch height. Fabricated in 356 cast aluminum with a thickness of .1875 inch and .375 inch offset lip. Can be clamped around 4 inch or 5 inch diameter pole. Bolt mount also available. Please specify mounting height upon ordering. Optional decorative scroll available.

PAD-24-OV

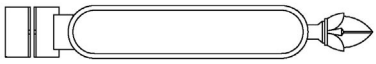

PAD-24-OV-FINIAL



PAD-36-OV

24 Inch Oval Paddle Sign Backer (PAD-24-OV or PAD-36-OV)

Oval Street Sign Paddles available in 24 inch length by 4.5 inch height or 36 inch length by 6 inch height. Fabricated in 356 cast aluminum with a thickness of .1875 inch and .375 inch offset lip. Can be clamped around 4 inch or 5 inch diameter pole. Bolt mount also available. Please specify mounting height upon ordering. Optional decorative finial available.

All signage does NOT include dacals.

Please specify heighth and width when ordering custom sizes.

scaled view: roadway

BASE/POLE:	LDC-13.5-TF-25	LDC-13.5-TF-20	LDC-13.5-TF-16	GLD-12-F5-16
ARM:	MC-2	MC-1	MC-2	DV-2
LUMINAIRE:	BC-20-FLAT	BC-20-FLAT	SZ-FLAT	BA-CON-HYD-HOR

scaled view: pedestrian



BASE/POLE:	GLD-12-F5-12	LD-10-F4-12	LD-10	LD-10	LD-10	LD-10-F4-9.5	LD-10-F4-11.5
ARM:	-	-	BALLTOP	ILLUMINATED	2	-	-
LUMINIARE:	BA-CON-HYD-HOR	BA-CON-HYD-HOR	BOLLARD	BOLLARD	SSR	CUSTOM SIGN	STOP-24-PAD-24

NILAND COMPANY 320 N. Clark Dr. El Paso, TX 79905 ph:(800)648-9013 toll free fx:(888)779-3065 toll free

ordering guide

Example: GLD-12 - F5 - 14 - DV - 2 - BA-CON - HYD-HOR - MH - 240 - 100 - TB - BAN-1
(A) (B) (C) (D) (E) (F) (G) (H) (I) (J) (K) (L)

A)BASE TYPE:
LD-10 = Londonderry with 10" base dia.
GLD-12 = Grand Londonderry with 12" base dia.
LDC-13.5 = Londonderry Canton with 13.5" base dia.

B)POLE/SHAFT TYPE:
F4 = Fluted 4" dia.
F5 = Fluted 5" dia.
TFS = Tapered Fluted Steel*
S4 = Smooth 4" dia.
S5 = Smooth 5" dia.
TSS = Tapered Smooth Steel*
*Roadway Only.

C)HEIGHT:
Pedestrian
8 = 8Ft
9 = 9Ft
10 = 10Ft
11 = 11Ft
12 = 12Ft
UP TO 16Ft
Roadway
16 = 16Ft
17 = 17Ft
18 = 18Ft
19 = 19Ft
20 = 20Ft
UP TO 28Ft

D)ARM TYPE:
MC = Manchester
SM-CCR-SC = Small Cripple Creek with Scroll
MI = Mission
LX = Lexington
SEC = Denver
CCR = Cripple Creek
CCR-SC = Cripple Creek with Scroll

(E)NUMBER OF ARMS:
UP TO 4 ARMS

(F)FIXTURE TYPE:
(following luminaires come stock with type III hydro-formed reflector)
SZ-FLAT = Santa Cruz Flat
BC-20-FLAT = Boston Common 20" Flat
RS-BC-26-FLAT = Residency 26" Flat
BA-PEN-HYD-HOR = Barcelona Pendent Mount
BA-CON-HYD-HOR = Barcelona Standard Finial
JT-HYD-HOR = Jamestown Full Cut Off
AP-HYD-HOR = Aspen Full Cut Off
(following luminaires come stock with refractive lexilite lens)
MS-LEX-424-CON-E = Mesilla 424 Lexilite Lens
CR-LEX-424-CON-S = Carolina 424 Lexilite Lens

(G)REFLECTOR/REFRACTOR TYPE:
HYD-HOR = Hydroformed Horizontal Reflector
LOUVER = Louvers Reflector
BOR = Borosillicate Glass Refractor

(H)LAMP TYPE:
MH = Metal Halide
HPS = High Pressure Sodium
CF = Compact Flourescent
QL = QL Induction Lamp

(I)VOLTAGE:
120 = 120 Volts
208 = 200 Volts
240 = 240 Volts
277 = 277 Volts
347* = 347 Volts*
480* = 480 Volts*
MT = Multitap (120,208,240,277)
*Not available for QL lamp.

(J)WATTAGE:
Pease reference ballast chart.

(K)FINISH:
TB = Textured Black
TE = Textured El Paso Green
TG = Textured Forest Green
TP = Textured Playground Green
MR = Mineral Bronze
GB = Gloss Black
GG = Gloss Green
BG = Black Green
GW = Gloss Walnut
VG = Handbrushed Verdi Gris
CUSTOM = Specify RAL # or Provide Sample

(L)ACCESSORES:
BAN-1 = Single Banner Arm
BAN-2 = Double Banner Arm
PA-1 = Single Planter Arm
PA-2 = Double Planter Arm
FLAG = Flag Pole Holder
STOP-TM = Top Mount Stop Sign Backer
STOP-PM = Pole Mount Stop Sign Backer
YIELD-TM = Top Mount Yield Sign Backer
YIELD-PM = Pole Mount Yield Sign Backer
PAD-24-SQ = 24" Square Paddle Sign Backer
PAD-24-SQ-SC = 24" Square Paddle Sign Backer with Scroll
PAD-24-OV = 24" Oval Paddle Sign Backer
PAD-24-OV-FINIAL = 24" Oval Paddle Sign Backer with Standard Finial
PAD-36-OV = 36" Oval Paddle Sign Backer

Association of Rotational Molders
POWDER COATED TOUGH™

LONDONDERRY
FAMILY OF PRODUCTS

BC-17-FLAT: 175MH

CHARACTERISTICS

IES Classification	Type III
Longitudinal Classification	Short
Cutoff Classification	Full Cutoff
Total Rated Lamp Lumens	14000
Maximum Candela	6329.3
Maximum Candela Angle	60H 57.5V
Maximum Candela at 90 Degrees Vertical	0 (0.00% Lamp Lms)
Maximum Candela at 80 Degrees Vertical	776.59 (5.55% Lamp Lms)
Downward total Efficiency	78.9%

COEFFICIENTS OF UTILIZATION

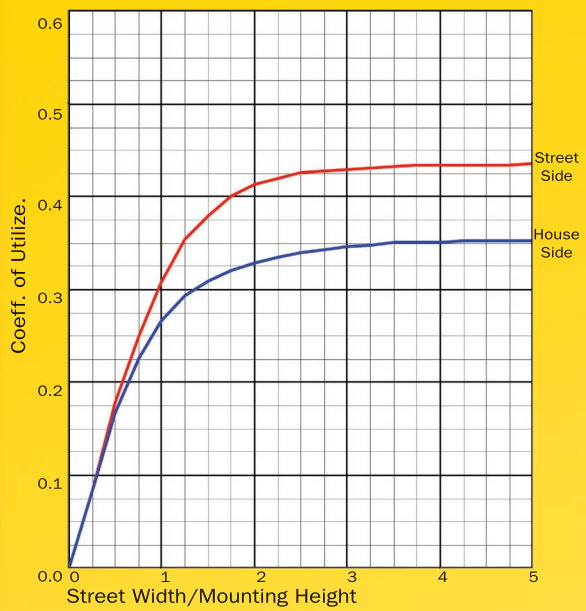

ISO FOOTCANDLE LINE OF HORIZONTAL ILLUMINANCE

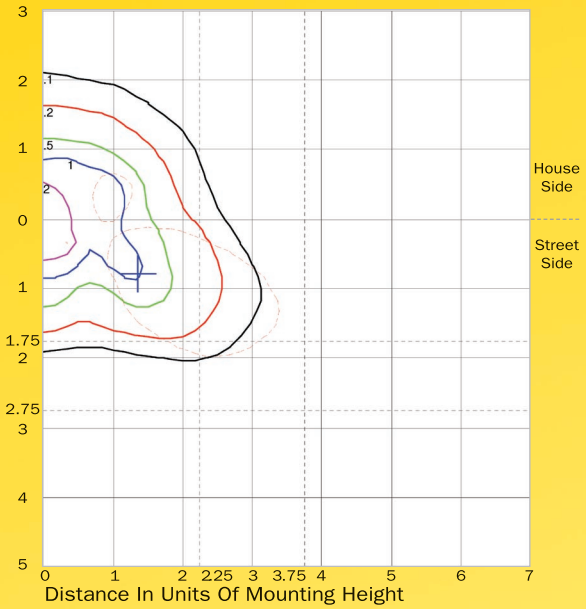

Values Based On 30 Foot Mounting Height

1/2 Maximum Candela Trace Shown As Dashed Curve

(+) = Maximum Candela Point

FLUX DISTRIBUTION

	Lumens	Percent Of Lamp
Downward Street Side	6102.8	43.6
Downward House Side	4945.6	35.3
Downward Total	11048.4	78.9
Upward Street Side	0.0	0.0
Upward House Side	0.0	0.0
Upward Total	0.0	0.0
Total Flux	11048.4	78.9

Niland COMPANY
OUTDOOR LIGHTING SPECIALIST SINCE 1972

320 Clark Dr. I El Paso, TX 79951

Phone: (915) 779-1405
Toll Free: (800)648-9013

Fax: (915)779-3618
Toll Free: (888)779-3065

email: info@nilandco.com

www.nilandco.com